

FL_STAGED STREET TREE SET

PROJECT: BRIDGEFIELD-STAGE 6
CLIENT: GOLDFIELDS
ISSUE: H

DRAWING SCHEDULE:

DRAWING NO.	DRAWING TITLE	ISSUE
SST00	COVER PAGE	H
SST01	STREET TREE PLAN	H
SST02	LANDSCAPE DETAILS	H



OVERALL PLAN
NOT TO SCALE

APPROVED:

DATE:

DRAWING NOTES:			
ISSUE	DATE	DESCRIPTION	INITIALS
E	19.03.19	FOR COUNCIL ENDORSEMENT	KML
F	12.04.19	A/MENTS-ELECTRICAL COMMENTS	KML
G	18.07.19	A/MENTS COUNCIL COMMENTS	AP
H	03.09.19	FOR COUNCIL APPROVAL	AP

PROJECT:
BRIDGEFIELD-STAGE 6

DRAWING NO.:
SST00

SCALE:
NTS

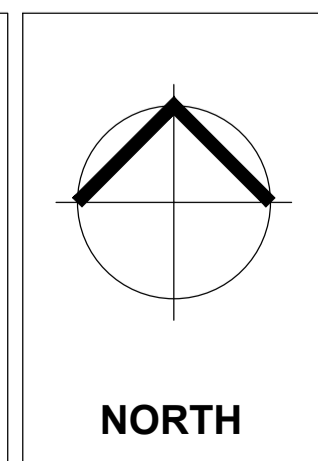
DRAWING TITLE:
COVER PAGE

ISSUE:
H

DRAWN BY: AP **CHECKED BY:** LU

CLIENT:
GOLDFIELDS
BUILDING 5, 658 CHURCH STREET
RICHMOND VIC 3121

DRAFT
NOT FOR CONSTRUCTION




FLOW DESIGN STUDIO
112 CHESTNUTE STREET
CREMORNE VIC 3121
AUSTRALIA

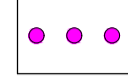
P: (03) 9425 9395
www.flowdesignstudio.com.au



LEGEND-STREET TREES

 GRASS SEEDING
APPROX. 2692 SQ.M
AS PER NATURE STRIP GRASSING MIX
- REFER TO BELOW NOTES

 STAGE BOUNDARY

 PROTECTIVE BOLLARDS
APPROX. 4 IN TOTAL
- REFER TO DETAIL ON SST03


NOTES:

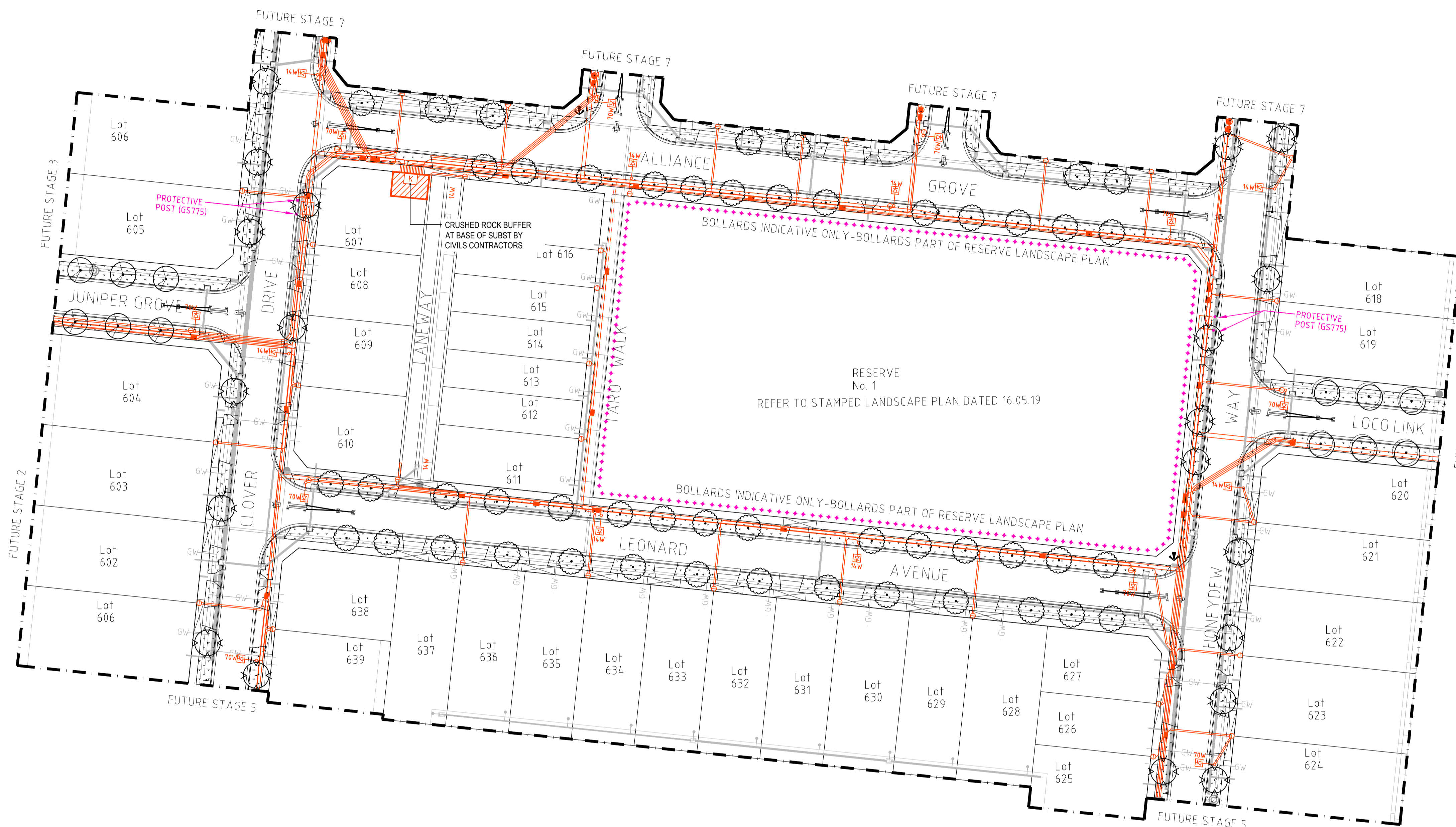
- NATURE STRIP GRASSING MIX SHALL BE:
KIKUYU 70%
RYE 15%
TALL FESCUE 15%
- TREES SHALL NOT BE PLANTED LESS THAN THE FOLLOWING DISTANCES FROM EXISTING ELEMENTS UNLESS OTHERWISE STATED IN THE DOCUMENTATION:

FOOTPATHS:	1.25M
DRIVEWAYS AND CROSSOVERS:	3.0M
STORMWATER AND SEWERAGE PITS:	2.0M
SERVICE CROSSINGS:	2.0M
INTERSECTIONS:	10.0M
KERB AND CHANNEL:	1.25M
STREET LIGHTS:	2.5M
FIRE PLUGS	3.0M
ADJOINING PROPERTIES AND COUNCIL BUILDINGS	5.0M (SMALL TREE ONLY)





LV CONNECTIONS	(orange colour)	3.0M
HV CONNECTIONS	(orange colour)	5.0M
CONDUITS	(orange colour)	

- TREE LOCATIONS ARE TO BE CONFIRMED ON SITE BY COUNCIL PRIOR TO EXCAVATION AND INSTALLATION

CITY OF MELTON
ENGINEERING PLANS
(LANDSCAPE)
APPROVED
 19 Nov 2019
CITY DESIGN DATE



MASTER PLANT SCHEDULE

TREES	CODE	BOTANICAL NAME	COMMON NAME	INSTALL HEIGHT	SIZE	CALIPER	QTY
	GLE tri	GLEDISIA Triacanthos 'Sunburst'	Honey Locust	2400mm	45L	30mm	6
	ULM par	ULMUS Parvifolia 'Todd'	Chinese Elm	2400mm	45L	30mm	20
	PYR cal	PYRUS Calleryana 'Chanticleer'	Chanticleer Pear	2400mm	45L	30mm	49
	COR mac	CORYMBIA Maculata	Spotted Gum	2400mm	45L	30mm	6

NOTE: Installation height and caliper quoted are consistent with cultivars specified. We welcome further discussion on AS and the interpretation of it

APPROVED:

DATE:

DRAWING NOTES:

ISSUE	DATE	DESCRIPTION	INITIALS
E	19.03.19	FOR COUNCIL ENDORSEMENT	KML
F	12.04.19	A/MENTS-ELECTRICAL COMMENTS	KML
G	18.07.19	A/MENTS COUNCIL COMMENTS	AP
H	03.09.19	FOR COUNCIL APPROVAL	AP

PROJECT:
BRIDGEFIELD-STAGE 6

DRAWING NO.:
SST01

SCALE:
1:500@A1 / 1:1000@A1

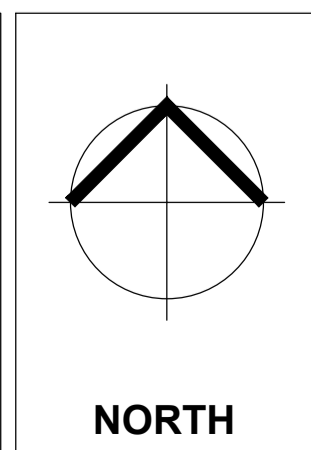
DRAWING TITLE:
STREET TREE PLAN

ISSUE:
H

DRAWN BY: AP **CHECKED BY:** LU

CLIENT:
GOLDFIELDS
BUILDING 5, 658 CHURCH STREET
RICHMOND VIC 3121

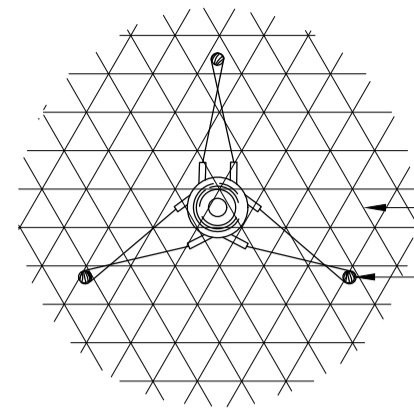
DRAFT
NOT FOR CONSTRUCTION



FLOW DESIGN STUDIO
112 CHESTNUTE STREET
CREMORNE VIC 3121
AUSTRALIA

P: (03) 9425 9395
www.flowdesignstudio.com.au





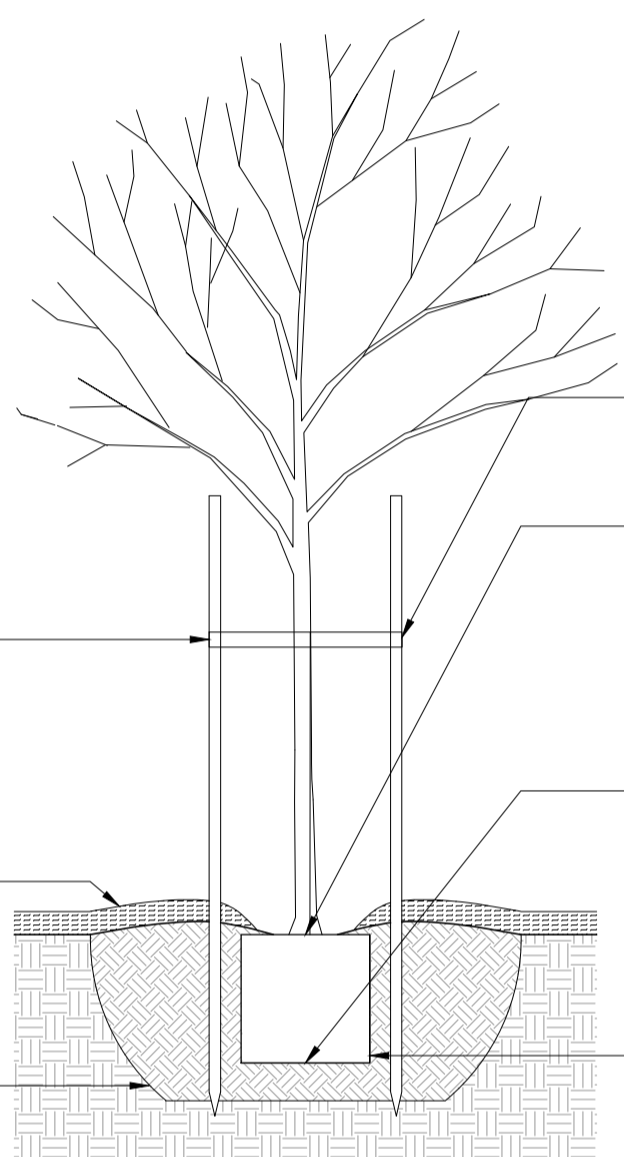
MULCH PROTECTION RING TO EACH ENTRY SPECIMEN
TREE TO BE SECURED TO EACH STAKE WITH 3X NO. 50MM WIDE HESSIAN OR NYLON TIES WRAPPED AROUND THE TRUNK AND SECURED BACK TO STAKE WITH STAPLES OR NAILS ALLOWING SOME TRUNK MOVEMENT

TO PROMOTE LATERAL ROOT GROWTH THE PLANTING HOLE SHOULD BE NO LESS THAN 2 TIMES THE DIAMETER OF THE ROOT BALL



NOTES:

- TREES SHALL HAVE A WELL-DEVELOPED TAPER AND BE SELF-SUPPORTING IN BOTH BALL AND TRUNK
- EACH TREE MUST DEMONSTRATE A SINGLE CENTRAL LEADER WITH GOOD BRANCH STRUCTURE THROUGHOUT
- ALL TREES SHALL BE OF GOOD HEALTH AND VIGOR WITH NO PEST OR DISEASE PRESENT
- TREES SHALL SHOW NO SIGNS OF STRESS OR DAMAGE
- WATER IMMEDIATELY FOLLOWING PLANTING



50MM WIDE NYLON OR HESSIAN TIES FIXED AT STAKE, PLACED 300MM SPACING, NO GREATER THAN 1/2 TREE HEIGHT. TIES ARE TO BE LOOSE FIT AND ALLOW FOR SAFE MOVEMENT OF TREE CANOPY

MULCH AS SPECIFIED TO A MIN. DEPTH OF 150MM FROM EDGE OF THE ROOT BALL TO THE EDGE OF THE PLANTING PIT. KEEP MULCH AWAY FROM STEM AND DO NOT COVER ROOTBALL

BREAK UP SIDES AND BASE OF EXCAVATION TO 100MM

TREE STAKES TO BE SET VERTICALLY AND CLEAR OF ROOT BALL. STAKE TO BE 50MMX50MMX2.4M DRIVEN A MIN OF 800MM INTO GROUND

PLACE PLANT IN CENTRE OF HOLE AT GROUND LEVEL WITH ROOT BALL RESTING ON THE BASE OF THE HOLE BACKFILL HOLE WITH APPROVED SITE SOIL. ROOTBALL TO BE PROPERLY PREPARED PRIOR TO PLANTING. ENSURE NO ROOTS ARE PROTRUDING ABOVE THE FINISHED SURFACE

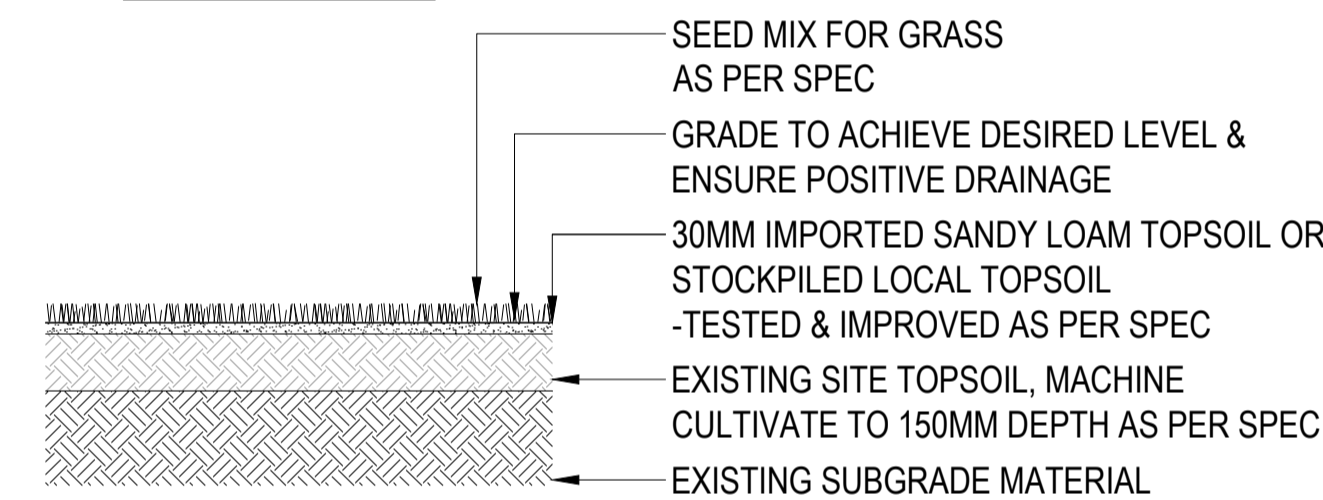
PLACE PLANT IN CENTRE OF HOLE AT GROUND LEVEL WITH ROOT BALL RESTING ON THE BASE OF THE HOLE BACKFILL HOLE WITH APPROVED SITE SOIL. ROOTBALL TO BE PROPERLY PREPARED PRIOR TO PLANTING. ENSURE NO ROOTS ARE PROTRUDING ABOVE THE FINISHED SURFACE

EXCAVATE PLANTING HOLE WITH SLOPING SIDES 2XTIMES THE DIAMETER OF THE ROOT BALL. DEPTH OF PLANTING HOLE TO BE ONLY SLIGHTLY BELOW THE DEPTH OF THE ROOT BALL. BREAK UP SIDES AND BASE OF EXCAVATION TO 100MM. TOP OF ROOT BALL IS FLUSH WITH FINISHED LEVEL OF PLANTING HOLE

A TREE PLANTING DETAIL
002 1:50@A1

NOTES:

- TOPSOIL SHOULD BE FREE OF ROCK AND WEEDS
- NATURE STRIPS SHOULD BE AT 80% COVERAGE AND GERMINATION AT PC



SEED MIX FOR GRASS AS PER SPEC

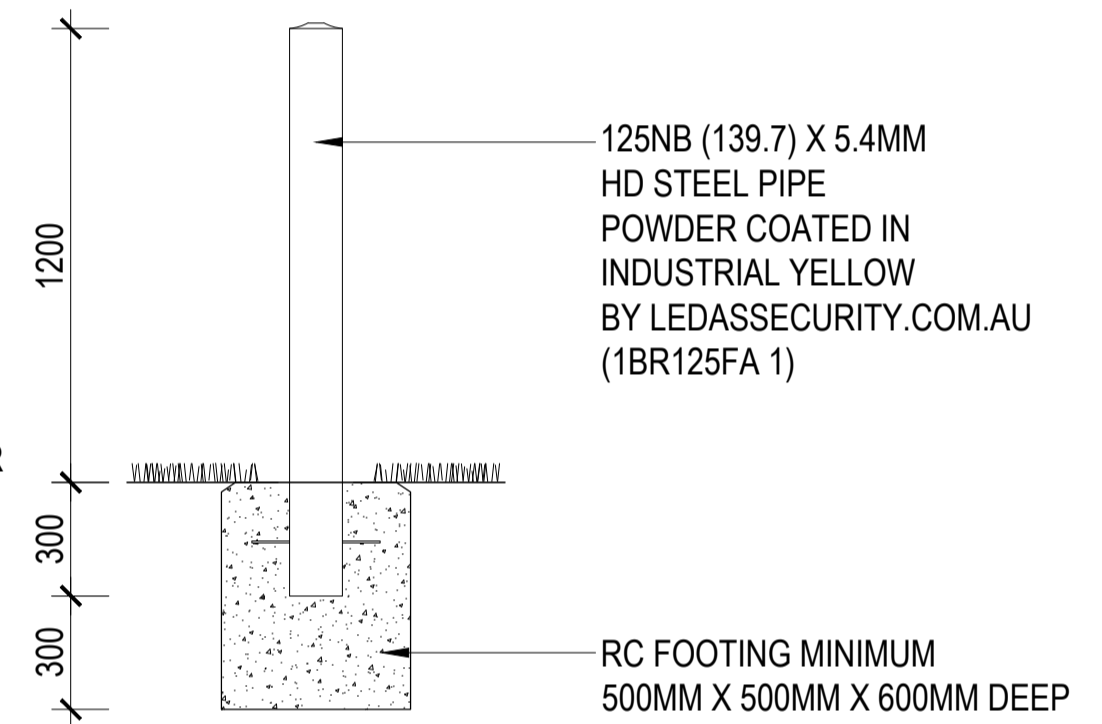
GRADE TO ACHIEVE DESIRED LEVEL & ENSURE POSITIVE DRAINAGE

30MM IMPORTED SANDY LOAM TOPSOIL OR STOCKPILED LOCAL TOPSOIL -TESTED & IMPROVED AS PER SPEC

EXISTING SITE TOPSOIL, MACHINE CULTIVATE TO 150MM DEPTH AS PER SPEC

EXISTING SUBGRADE MATERIAL

B GRASS SEEDING DETAIL
002 1:20@A1



125NB (139.7) X 5.4MM HD STEEL PIPE POWDER COATED IN INDUSTRIAL YELLOW BY LEDASSEURITY.COM.AU (1BR125FA 1)

RC FOOTING MINIMUM 500MM X 500MM X 600MM DEEP

C FIXED BOLLARD DETAIL
002 1:20@A1

APPROVED:

DATE:

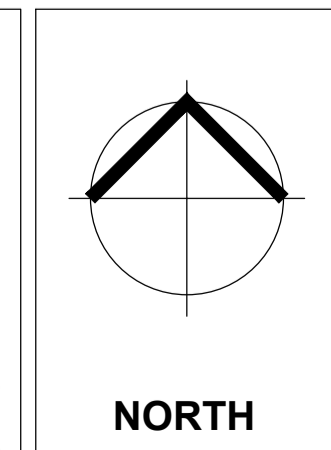
DRAWING NOTES:			
ISSUE	DATE	DESCRIPTION	INITIALS
E	19.03.19	FOR COUNCIL ENDORSEMENT	KML
F	12.04.19	A/MENTS-ELECTRICAL COMMENTS	KML
G	18.07.19	A/MENTS COUNCIL COMMENTS	AP
H	03.09.19	FOR COUNCIL APPROVAL	AP

PROJECT: BRIDGEFIELD-STAGE 6
DRAWING NO.: SST02
SCALE: AS SHOWN

DRAWING TITLE: LANDSCAPE DETAILS	
ISSUE: H	
DRAWN BY: AP	CHECKED BY: LU

CLIENT:
GOLDFIELDS
BUILDING 5, 658 CHURCH STREET
RICHMOND VIC 3121

DRAFT
NOT FOR CONSTRUCTION



FLOW DESIGN STUDIO
112 CHESTNUTE STREET
CREMORNE VIC 3121
AUSTRALIA

P: (03) 9425 9395
www.flowdesignstudio.com.au

